



# MS7000

---

CARD MAILING SYSTEMS LINE

# Flexible solutions for card mailing and fulfillment applications

The MS7000 Card Mailing Systems line offers flexible solutions for direct card mailing and fulfillment applications. Designed to work either as stand-alone unit or configured in-line with the modular S7000.

## MS7000 CARD MAILING SYSTEMS LINE

### CARD & DATA INTEGRITY VERIFICATION

The new intelligent mailer line assures your card & data integrity better than ever! It consists the reading option of the magnetic card stripe and chip data and performs the matching process. For the bank cards instead, it reads and matches the magnetic card stripe with the PAN. Additionally you can be sure that your dual interface cards are functional, thanks to our Card Integrity Verification option used in the last phase of the process.

### READ & CODE

Today we can use the MS7000 not only for reading pre-personalized cards, but also for further personalization of the magnetic stripe and chip contact or contactless.

### MATICA-DESIGNED OCR MODULE WITH ADVANCED LEARNING FUNCTION

Enables reading & recognizing various fonts, even those not designed for OCR.

### CARRIER-BARCODE VERIFICATION MODULE

Ensures that cards and carriers match before combining these to the folding and insertion module.

### BUFFERING SYSTEM

Creates a linear flow of both cards and carriers at high speed and productivity without any "parking areas" that can cause carriers and cards to become out of sequence.

### MANAGEMENT OF MULTI CARDS

It is possible to attach up to 6 cards per carrier (up to 4 if the carrier needs to be folded). The position of each individual card on the carrier is totally configurable.

### CARD ATTACH SENSOR

Make sure your card is well attached to the carrier with our Card Attach Sensor option.

### MATICARDPRO SOFTWARE

A unique software designed to manage the entire card personalization and mailing process. Providing an Advanced Exception Handling Management System, permits to recover the sequence without interrupting the production process, rejecting the card and/or the carrier.

### ACTIVATION LABELER

Increase your card security applying the removable activation label! The Matica Label Attaching System assures the accurate placement and consistent alignment. You can also easily personalize your own label size from our extended label format range.

### CARRIER FEEDER MODALITY

Dedicated for pre-printed carriers. Improve on speed using its data matching feature. It reads and matches up to 2200 carriers per hour!

### CARD REJECT TRAY & CARRIER REJECT BOX

Non-readable cards are placed in a reject tray without interrupting the production process. In case of barcode mismatch, the carrier does not need to be removed by the operator, but is automatically placed in the reject box, and normal production is continued.

## DS100 ADAPTABLE MAIL INSERTER

### THE EXCEPTIONAL VALUE OF DIRECT MAILING

Matica DS100 System offers total flexibility in today's mail processing market. It can be configured to almost any application, running speeds of up to 3,000 filled envelopes per hour. It is capable of processing documents from 6 different hoppers with a total pack thickness of up to 6 mm. The DS100 is a highly durable system designed and built for performance, reliability and exceptional value.

### CONTROL PANEL

DS100 has a large, simple-to-use graphical display and control panel, which guides you through every step of the operation. By remembering your most common document types, the Select & Go function will enable you to program new jobs in seconds. Up to 20 applications can be saved and recalled by name.



### DOCUMENT SECURITY

The hopper on DS100 is equipped with an infra-red electronic double document detection system. This accurately measures both the thickness and length of each document, ensuring the integrity of your mailings.


### CARD FOLDER

Once the cards and carriers have been securely matched, they are passed to the DS100 to be folded and inserted. The unique folding system allows the carrier to be folded in Z, C or V formats depending on the type of envelopes to be used. Utilizing other folders and feeders from the DS100 range, up to 6 further inserts may be added to the carrier before insertion.

Z Fold



C Fold



V Fold



### INSERT FEEDER FOR 1/3 OF A4 SHEET

Our high capacity insert feeder holds up to 300 mail pieces and features a unique separator that can easily cope with a wide variety of inserts from a single 60 gsm document up to a 4mm thick booklet. The hopper may be loaded during running in order to maximize efficiency.



**TOWER FEEDER**

The tower feeder allows two different inserts to be loaded without requiring more valuable space. Each hopper has a capacity of over 200 documents.



**A4 FEEDER & FOLDER**

Our powerful and versatile A4 feeder & folder is capable of producing all fold types for documents with virtually any address position. All folds are set automatically when a job is programmed. It is available with 1 hopper providing cascade capability and a maximum capacity of 500 sheets. It also enables the DS100 to work in off-line modality (not linked to MS7000 card mailing system) to allow the production of bank statements.



**EASY ACCESS**

A key feature of DS100 is that your documents are easily accessible, wherever they are in the system.



**ENVELOPE FEEDER**

With a hopper holding over 400 envelopes, which can be reloaded without stopping the system, DS100 handles sizes such as DL and C5 with ease. All internal guides and controls are adjusted automatically, each time an application is selected.



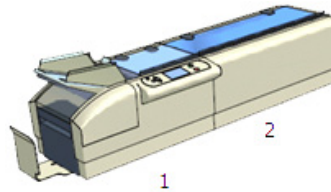
**OUTPUT CONVEYOR**

When processing larger volumes, an output conveyor is available to stack filled envelopes in their correct order.

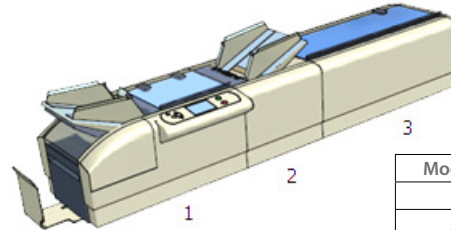


**CONFIGURATION OPTIONS**

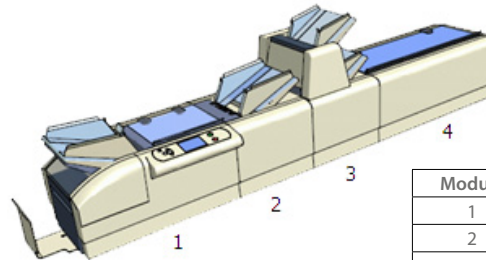
Configuration examples are not exhaustive - secondary modules are freely configurable.



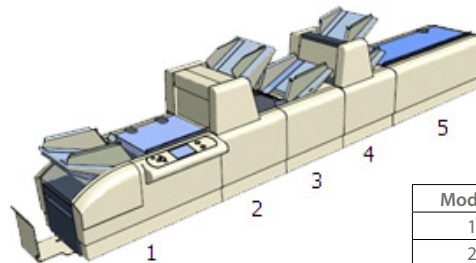
Module	Function
1	Insert Head
2	Card Folder



Module	Function
1	Insert Head
2	Feeder
3	Card Folder



Module	Function
1	Insert Head
2	Feeder
3	Tower Feeder
4	Card Folder



Module	Function
1	Insert Head
2	A4 Feeder
3	Feeder
4	Tower Feeder
5	Card Folder

**ENVELOPE SPECIFICATIONS**

Envelope Weight:  
 min. 70 gsm (18 lbs bond)  
 max. 100 gsm (26 lbs bond)  
 Hopper Capacity: 350 - 400 of 80 gsm (20 lbs bond) envelopes

General Requirements:

- windows must be securely gummed
- side seams must be glued to the top
- pre-scored flap crease to enable the envelope to open flat no twisting, curling or distortion evident
- matt and semi-gloss finishes are acceptable. Gloss finishes require approval from Technical Support Dept
- envelopes not meeting the above requirements may be acceptable, subject to testing and approval by Technical Support Dept
- envelopes not meeting the above requirements may affect the machine performance

## TECHNICAL SPECIFICATIONS MS7000

### Productivity

MS7010: up to 1000 cph

MS7020:

- up to 1800 cph with live printing (mag, barcode, read back)
- up to 2200 cph with data matching and pre-printed carriers

Recommended operating time: 16 hours/day

### Card & Consumables Handling

Input hopper capacity: 600 cards

Reject hopper for non readable cards

Cards format: ISO Std. CR80 - 0.76 mm

Number of cards per carrier: 6 (4 if to be folded)

Labels roller quantity: 6000

### Carrier Paper Handling

Carrier formats:

- MS7010: A4 or US letter size
- MS7020: A4, US letter size or legal size

Recommended paper thickness: 100 gsm<sup>2</sup>

Reject carrier box

Carrier cooling system

Carrier buffering system: MS7010: 2 carriers; MS7020: 4 carriers

Carrier-Data-Barcode Verification Module (carrier/card matching)

Live printing or Carrier Feeder Modality

Carrier-Stock-Barcode Verification Module (carrier/layout matching)

### Card Data Capture & Matching

Magnetic Stripe Encoding Station

Single Contact Encoding Station

Single Contactless Encoding Station

Linear or 2D barcode reader ( front or rear)

OCR reader (front or rear)

2 x Card Attach Sensor

### Other Features

Monitor and keyboard support

Carrier Portrait To Landscape feature

Card Activation Labeler

Data Integrity Check

### Communication Interface

USB

### Software

MaticardPro for Windows® 7

Diagnostic and setup software included

### Dimensions

MS7010 (L x W x H): 120 x 204 x 150 cm

MS7020 (L x W x H): 170 x 204 x 150 cm

### Electrical Requirements

Power supply: 100 to 240 VAC (+/- 10%); 50/60Hz (+/- 3%)

\* Indicated speed is measured using Kyocera 9530 printer.

## TECHNICAL SPECIFICATIONS DS100

### Technical Features

1-3 feed modules (up to 6 hoppers)

Handles stationery from 80 gsm to 4 mm thick booklets

Inserts collated packs up to 6 mm thick

Fully automatic fold and envelope settings

20 user programmable job memories

Cycles at up to 3000 filled envelopes per hour

Advanced operator interface

Advanced double document calibration

### Inserting Head

Envelope size:

- depth: 89 mm - 165 mm

- width: 152 mm - 264 mm

Insert pack thickness: 6 mm

Cycle speed: up to 4500 per hour

### Card Folder Specifications

Fold types: Z fold, C fold & V fold capable

Carrier size: up to 216 mm wide by up to 406 mm long

Cards/Carrier: up to 4 cards, middle and lower panel only

Attachment: cards must be stuck securely on to carrier

Paper weight: min. 80 gsm - max. 100 gsm

Speed: up to 3000 per hour

### Insert Feeder

Material size:

- depth: 76 mm - 152 mm

- width: 140 mm - 242 mm

Minimum weight: 60 gsm single sheet

Maximum thickness: 4 mm

### Folder

Material size:

- depth: 140 mm - 406 mm

- width: 140 mm - 228 mm

Weight: 60 gsm - 120 gsm single sheet

Up to 8 sheets, 80 gsm

### Conveyors' Dimensions

L x W x H: 110 x 26 x 82 cm

L x W x H: 185 x 26 x 82 cm

### Total Dimensions

L x W x H: 278 x 69 x 53 cm